

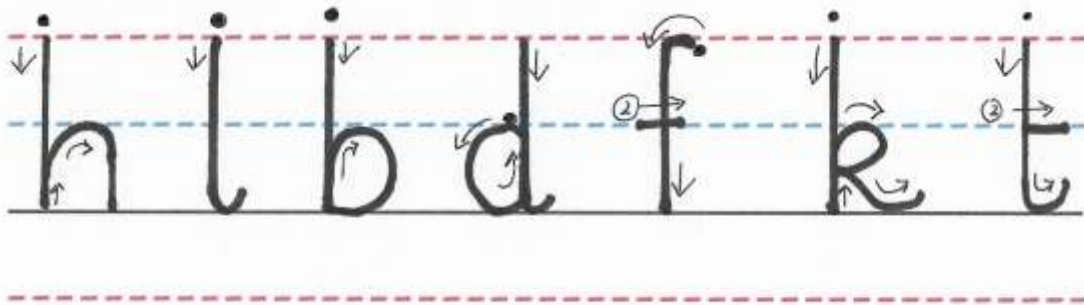
Handwriting for Year 1 w/b 22.6.20

Monday 22.6.20

Today we are going to practice tall letters. Make sure your tall letters sit on the solid handwriting line and stretch all the way up to touch the top dotted line.

Here are the tall letters. There is a dot to show you where to start.

Write each tall letter out 10 times as carefully as you can.

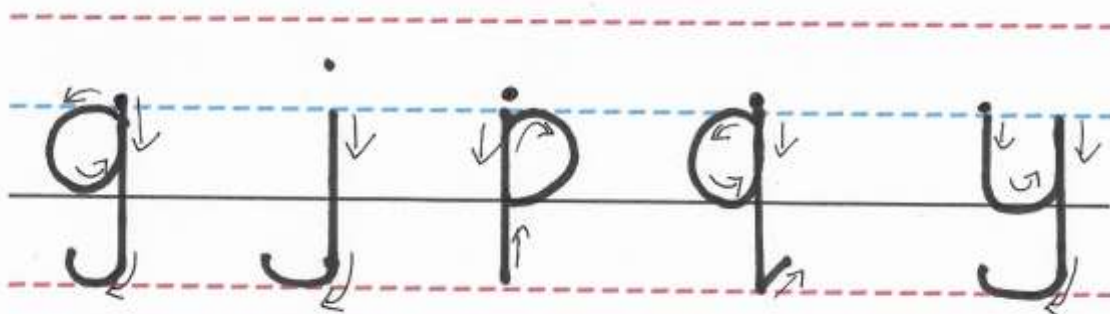


Tuesday 23.6.20

Today we are going to practice long letters. Make sure your long letters sit on the solid handwriting line and stretch down to the bottom line.

Here are the long letters. There is a dot to show you where to start.

Write each long letter out 10 times as carefully as you can.

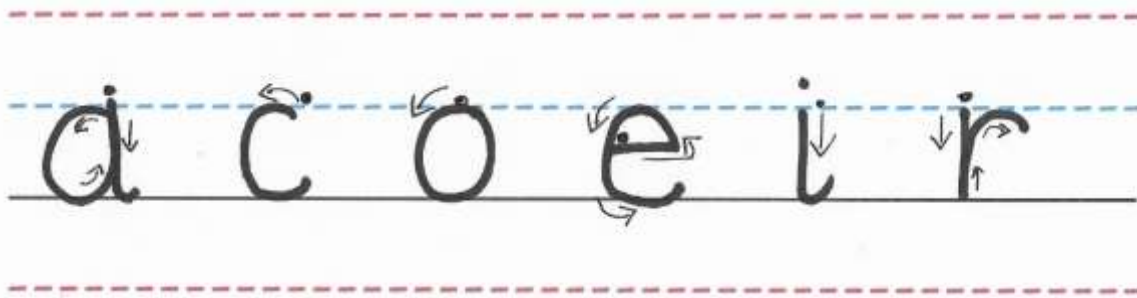


Wednesday 24.6.20

Today we are going to practice short letters. Make sure your short letters sit on the solid handwriting line and touch the top of the blue dotted line.

Here are the short letters. There is a dot to show you where to start.

Write each short letter out 10 times as carefully as you can.

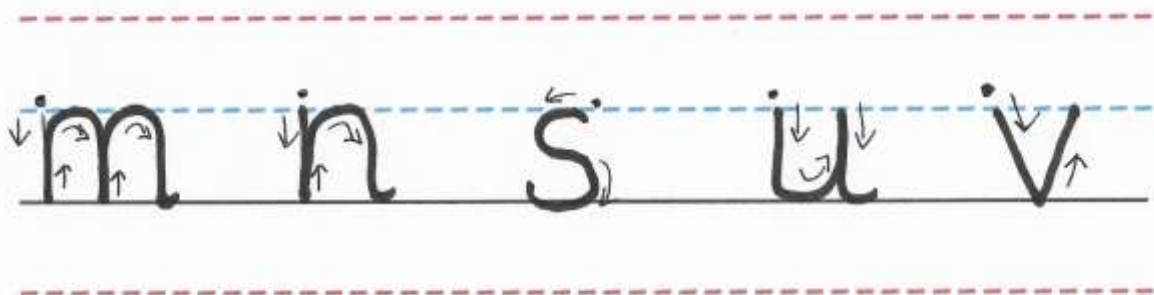


Thursday 25.6.20

Today we are going to practice more short letters. Make sure your short letters sit on the solid handwriting line and touch the top of the blue dotted line.

Here are the short letters. There is a dot to show you where to start.

Write each short letter out 10 times as carefully as you can.



Friday 26.6.20

Today we are going to practice the last few short letters. Make sure your short letters sit on the solid handwriting line and touch the top of the blue dotted line.

Here are the short letters. There is a dot to show you where to start.

Write each short letter out 10 times as carefully as you can.

