



EYFS Curriculum HT6

PSHE

Changing Me

Commando Joe Missions

Based on the following RESPECT values



Personal Development

Clubs

WFA
Tag Rugby
Keyboard

Literacy

Inspirational text



Write short sentences with a capital letter, finger spaces and a full stop
In line with phonics.

Write short sentences with a capital letter, finger spaces and a full stop
Attempt to/begin to use *and*.

Children can read aloud their sentences.

Letters are formed correctly, words are separated by finger spaces and words are phonetically plausible ensuring it can be read by an adult.

Maths

Week 1
Retrieval of numbers to 15

Week 2
Retrieval of numbers to 20

Week 3
Volume and Capacity

Week 4
Retrieval of shape

Week 5
Retrieval of addition and subtraction

Week
Retrieval of number bonds

Mental Maths
-Number bonds within 10
- counting up to 20
-Doubles within 10
-Halves within 10

Knowledge and Understanding of the World

The Natural World

This half term we will be learning about different habitats around the world. We will learn about the desert, the rainforest and the Arctic. We will be learning the features, animals and weather associated with these habitats. We will also be learning specific vocabulary to describe them.

Expressive Arts and Design

Art

The children will be using painting techniques to create different interpretations of natural habitats.

Music

The children will be learning a range of new songs.



Physical Development

Reception will learn to play a range of games



Computing

We will be learning how to navigate Beebots around a map.

We will also be using a laptop to create an image on paint.

Phonics

The children will continue to learn phase 4 phonics. This focuses on reading and writing words with adjacent consonants.

R.E

Special Places



Knowledge Jigsaw HT6: Explorers

Knowledge and Understanding of the World




What I already know

I live in England which is part of Great Britain.
 I live in a place called Wilmslow.
 The nearest city to where I live is Manchester.
 The capital city of England is London.
 I have experienced going to different places near where I live.

Our World

The planet we live on is called planet Earth.
 The model of the Earth is called a globe.
 The colours of the globe represent the land and sea.



Explorers

People who travel and discover new unfamiliar places are called explorers.
 An explorer needs a map, binoculars, compass to travel.
 Neil Armstrong, Christopher Columbus and Amelia Earhart are explorers from the past.



Boats

Explorers travel in different ways (**walk, climb, sail, fly**)
 Identify boats from the past and present
 Use language and sentence stems to explain why or how boats have changed.
 Explore the concept of floating and sinking using natural and manmade items.
 Know when something floats it stays at the top of the water. When something sinks it drops to the bottom.
 Name items that float and sink.



Landscapes

 A desert is a type of landscape
 The desert is hot, dry, empty, and sandy
 Name 4 desert animals (**camel, ostrich, scorpion, snake**)
 
 The rainforest is a type of landscape
 The rainforest is warm and wet.
 Name 4 animals that live in the rainforest (**parrot, frog, jaguar, monkey**)

 The Arctic is a type of landscape.
 The Arctic is cold, icy, windy and snowy.
 Name 4 animals that live in the Arctic (**polar bear, seal, penguin, killer whale**)


Key Vocabulary

Our World
 Planet, Earth, globe, land, sea, round, countries

Desert
 Landscape, habitat, desert, dry, empty, quiet, sandy, hot, camel, ostrich, scorpion, snake

Rainforest
 Landscape, habitat, rainforest, warm, wet, colourful, noisy, trees, plants, jaguar, parrot, frog, monkey, poisonous

The Arctic
 Landscape, habitat, cold, icy, windy snowy, iceberg, penguin, polar bear, seal, killer whale.

**Religious Education
(People and Communities)**

People can celebrate and believe in different things

There are lots of religions from around the world

There are special places where you can worship your religion

Name 3 special places you can go to worship.

Church and Mosque



Computing

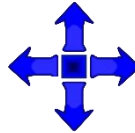
Know that directions will tell people where to go

Know directions; forwards, backwards, left and right

Know that directions can be represented by a symbol

Use a range of directional symbols to instruct a Beebot where to go

Input directions into a Beebot in order to navigate it around a map



**P.E
(Physical Development)**

Negotiate space safely

Play games honestly with consideration of the rules

Follow instructions involving several ideas or actions

Use movement skills with developing balance and co-ordination when playing games

Play co-operatively, take turns and encourage others

Use ball skills with developing competence and accuracy



PSED

A body is the physical structure, including the bones, flesh and organs, of a person or an animal

Know some body parts and what they are used for

Physical activity means moving your body

Being healthy means taking care of your body by exercising or eating a balanced diet

Growing up means changes to our body that make us go from babies → toddler → child → adolescence → adult → elderly

Changes means a process when something becomes different

Know how people will be feeling moving into Year 1
Memories means something remembered by the past

Art

Know that different painting techniques can be used to create a representation of a landscape.



Key Vocabulary

Religious Education

Celebrate, Christianity, Sikhism, Islam, Church, Mosque, Synagogue

Computing

Direction, forwards, backwards, left, right, beebot, symbol, instruction, input, navigate, map

PSED

Physical structure, bones, flesh, organs, body parts, exercising, balanced diet, health, baby, child, adolescence, elderly, memories

Knowledge Jigsaw: HT6 Explorers

Expressive Arts and Design - Music



What we already know

We can explore creating sounds with percussion instruments to suit a mood or purpose.

We can use our body to show fast and slow tempo and high and low pitch.

We can perform traditional nursery rhymes and songs with actions.

We can copy actions and use my body to move expressively to music.

We can echo simple patterns by clapping and playing an instrument.

We can show the pulse in music.

We can identify dynamic changes in music (loud and soft).

Performing and Composing

Learn the action song *Listen* adding actions.

Respond with movement to the song following visual cues.

Select percussion instruments to imitate different animal sounds and perform on instruments to accompany the song.



Performing, Listening and Appraising

Perform simple songs and rhymes exploring the voice – whispering, shouting, talking, singing softly/loudly.

Explore loud and quiet sounds using body percussion – clapping, tapping, clicking, stamping.

Identify and discuss loud and quiet sounds in the environment.

Learn and perform *Lula's Lullaby* swaying in time to the beat and singing softly.




Performing, Composing, Listening and Appraising

Listen and appraise *The Royal March of the Lion* and *Kangaroos* from *Carnival of the Animals* differentiating between loud and quiet.

Respond imaginatively to music through movement to show different animals.


Perform *The Wolf's Tale* exploring different timbres of the voice (high and low, squeaky and gruff) and dynamics (loud and quiet).



Performing, Composing, Listening and Appraising

Listen and appraise then learn the number rhyme *One Elephant Went Out to Play* adding actions to the song.

Learn the song *The Farmer Has an Orchard* showing pulse by tapping in time to the beat using claves.



Performing, Composing, Listening and Appraising

Learn the song *I am a Terrible Tiger* and perform it in two groups exploring actions to suit the song.

Explore instrumental sounds to play on the rests in the song adding a sense of drama and playing loudly and quietly.



Knowledge Jigsaw

Year EYFS PE HT6 Games



What we already know

Keep their head up to look for their own space to move into.

A safe space in an area that they can move in without bumping into others.

That to hold a ball securely you need to use both hands and that to get the ball to your partner you need to look where you are throwing/rolling it.

Listening to the rules of a game is important.

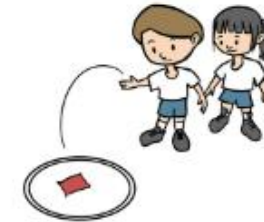
That you have to listen to your partner to work well together

Use small steps to stop. Bend your knees and squeeze your muscles to help you to stay still. Use your arms to keep your body stable.

That you need to be aware of others when using around space.

When throwing, you need to finish with your hand pointing towards the target.

To catch hold hands out ready. Clasp them together as the beanbag touches your hand. Keep your eyes on the beanbag.



It is important to aim at a target when throwing and to keep a score.

When moving, you need to change direction to avoid bumping into each other.

When moving, look around for others, make sure your arms and legs stay close to your body to avoid knocking into others.

It is important to move safely and to follow instructions when playing tag.

When tagging, you need to tap them gently on the arm or back.

When you are tagged, freeze in a wide star shape when you get caught.

Coordination is important when playing games.

It is important to follow the rules of a game.

Listen carefully to the instructions to help you to understand how to play the game.

Lots of games involve running and jumping. When you play these games, you need to consider your coordination.

Tapping with the racket

Soft touches. Move the ball by pushing the middle to the top part of the ball.



Pushing with the racket

Stand sideways on and push the ball towards your partner. Point the racket at your partner after you have hit the ball.

